

Brief Profile

Nishat (Chunian) Limited was incorporated in 1990 as a public limited company with an equity investment of Rupees 100 million. A spinning mill having a capacity of 14,400 spindles was established at Bhai Pheru, Tehsil Chunian. It started commercial production on 10 March 1991. The capacity was enhanced to 19,200 spindles in 1998. In 1998, the Company diversified its business interest by venturing into a weaving project with the installation of 99 air jet looms. A new state of art spinning unit started production in November 2000, increasing the total spinning capacity to about 40,872 spindles. Subsequently weaving capacity was increased to 212 air jet looms while the spinning capacity was increased to 50,952 spindles. During the period ended 30 June 2005, the Company enhanced its spinning capacity substantially by acquiring the operating assets of Umer Fabrics Limited comprising of 38,544 spindles and by addition of a new spinning unit with 40,128 spindles. In 2006, the Company also diversified into Home Textile Business. The Company is currently operating with 144,803 spindles, 293 looms, a modern dyeing and finishing plant having capacity of 71,000 meters per day and captive power plants with a total capacity of 33MW.

Contents

Company Information	3
Notice of Annual General Meeting	4
Directors' Report	5-8
Financial Highlights	9
Statement of Compliance with the Code of Corporate Governance	10-11
Review Report to the Members on Statement of Compliance with Best Practices of Code of Corporate Governance	12
Nishat (Chunian) Limited - Financial Statements	
Auditors' Report	13
Balance Sheet	14-15
Profit and Loss Account	16
Cash Flow Statement	17
Statement of Changes in Equity	18
Notes to the Financial Statements	19-42
Pattern of Shareholding	43-45
Consolidated Financial Statements	
Directors' Report	48
Auditors' Report	49
Balance Sheet	50-51
Profit and Loss Account	52
Cash Flow Statement	53
Statement of Changes in Equity	54
Notes to the Consolidated Financial Statements	55-79
Proxy Form	81

Company Information

Board of Directors:	Mr. Muhammad Saleem Mrs. Farhat Saleem Mr. Shahzad Saleem Mr. Manzoor Ahmed Mr. Aftab Ahmad Khan Mr. Manzar Mushtaq Mr. Mehmood Akhtar	Chairman Chief Executive Nominee NIT
----------------------------	--	--

Audit Committee:	Mr. Aftab Ahmad Khan Mr. Shahzad Saleem Mr. Manzar Mushtaq	Chairman Member Member
-------------------------	--	------------------------------

Company Secretary:	Mr. Farrukh Ifzal
---------------------------	-------------------

Bankers to the Company:	Allied Bank Limited Askari Bank Limited Atlas Bank Limited Bank Alfalah Limited Citibank N.A. Dawood Islamic Bank Limited Deutsche Bank AG Dubai Islamic Bank Pakistan Limited Faysal Bank Limited Habib Bank Limited HSBC Bank Middle East Ltd. Meezan Bank Limited National Bank of Pakistan NIB Bank Limited Standard Chartered Bank Pakistan Limited The Bank of Punjab The Royal Bank of Scotland Limited United Bank Limited
--------------------------------	---

Auditors:	Riaz Ahmad & Company Chartered Accountants
------------------	---

Registered & Head Office:	31-Q, Gulberg-II, Lahore, Pakistan. Phone : 5761730-39 Fax : 5878696-97 Web : http://nishat.net
--------------------------------------	---

Mills:	Spinning 1, 4 & 5 49th Kilometre, Multan Road, Bhai Pheru, Tehsil Chunian, District Kasur. Spinning 2, 3 & Weaving 49th Kilometre, Multan Road, Kamogal, Tehsil Pattoki, District Kasur. Dyeing & Printing 4th Kilometre, Manga Road, Raiwind.
---------------	--

Notice of Annual General Meeting

Notice is hereby given that the 19th Annual General meeting of the Shareholders of Nishat (Chunian) Limited will be held at the Registered Office of the Company, 31-Q, Gulberg II, Lahore on 31 October 2008 (Friday) at 10.30 a.m. to transact the following business:-

ORDINARY BUSINESS

1. To confirm the minutes of the last General Meeting.
2. To receive and adopt audited accounts of the Company for the year ended 30 June 2008 together with Directors' and Auditors' reports thereon.
3. To appoint auditors for the year ending 30 June 2009 and to fix their remuneration. The present Auditors M/s Riaz Ahmad & Company, Chartered Accountants, retire and being eligible offer themselves for reappointment.
4. To transact any other business with the permission of the Chair.

SPECIAL BUSINESS

5. To approve Bonus: The Directors have recommended the issuance of Bonus Shares in the proportion of 10 shares for every 100 shares held i.e. 10%.
6. To consider and adopt the following Special Resolutions in order to update the Articles of Association of the Company in accordance with the changes made in the Companies Ordinance, 1984:

"RESOLVED THAT the following clauses of existing Article of Association of the Company be and are hereby amended/ altered / replaced as follows:

- a) in Clause No.35 the word "Six" in the third line be and is hereby replace by "Four"
- b) in Clause No.39 the word "Three" in the third line be and is hereby replace by "Ten"
- c) in Clause No.97 the word "Six" in the Second line be and is hereby replace by "Four"

STATEMENT UNDER SECTION 160 OF THE COMPANIES ORDINANCE, 1984

This statement sets out the material facts concerning the Special Business to be transacted at the nineteenth Annual General Meeting of the Company to be held on 31 October 2008.

Issue of Bonus Shares

The Directors in their meeting held on 8 October 2008 have recommended issue of bonus shares in proportion of 1 ordinary share for every 10 ordinary shares held (10%) by the Members. The following Resolution is therefore proposed to be passed as Ordinary Resolution:

RESOLVED THAT:

- (i) A sum of Rs 75,200,838 be capitalized out of the free reserves of the Company and applied towards issue of 7,520,083 ordinary shares of Rs 10 each as bonus shares in the proportion of one ordinary share for every ten ordinary shares held by the Members whose names appear on the Member Register at the close of the business on 29 October 2008. These bonus shares shall rank pari passu in all respects with the existing shares.
- (ii) Members entitled to fraction bonus shares as a result of their holding either being less than ten ordinary shares or in excess of an exact multiple of ten ordinary shares shall be given the sale proceeds of their fractional entitlement for which purpose the fractions shall be consolidated into whole shares and sold on the Karachi Stock Exchange.
- (iii) The Company Secretary be and is hereby authorized to give effect to this resolution and to do and cause to be done all acts, deeds and things that may be necessary or required for issue, distribution of the said bonus shares or payment of the sale proceeds of the fractions.
- (iv) The Directors of the Company are interested in the business to the extent of their shareholding in the Company.

Amendment in the Company's Articles of Association

Consequent upon the changes made in the Companies Ordinance 1984 it has been decided to amend / alter / replace the clause No.35, 39 & 97 of Articles of Association in consonance with the provision of Companies Ordinance, 1984.

BOOKS CLOSURE

The Share Transfer Books of the Company will remain closed from 30-10-2008 to 05-11-2008 (both days inclusive) for the entitlement of Bonus shares.

By Order of the Board

Farrukh Ifzal
Company Secretary

Lahore: 08 October 2008

Notes:

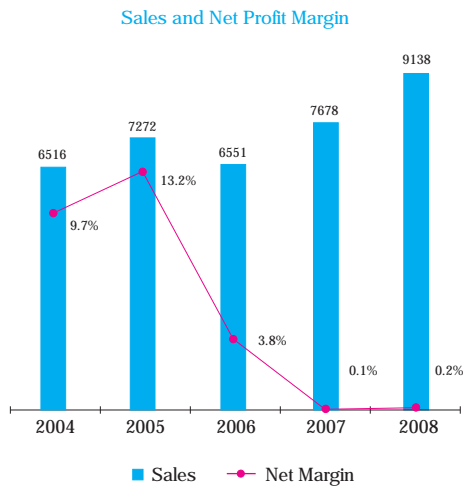
1. The Directors of the Company in their meeting held on 8 October 2008 have decided to issue 50% Right Shares at par of Rs.10/- per shares in proportion of 50 shares for every 100 shares held. The entitlement of right shares being declared simultaneously will be applicable on Bonus shares as declared above. The separate dates of Book closure for the entitlement of Right shares will be announced after approval.
2. A shareholder entitled to attend and vote at this meeting may appoint another shareholder as his / her proxy to attend and vote as his/her proxy on his / her behalf. The instrument appointing a proxy and the power of attorney or other authority under which it is signed or a notarially certified copy of the power of attorney must be received at the Registered Office of the Company, duly stamped, signed and witnessed not later than 48 hours before the meeting.
3. Shareholders whose shares are deposited with Central Depository Company (CDC) are requested to bring their National Identity Card (NIC) along with their Account Number in CDC for verification. In case of corporate entity, the Board of Directors' resolution / power of attorney with specimen signatures of the nominee shall be produced (unless it has been provided earlier) at the time of the meeting.
4. In case of proxy for and individual beneficial owner of CDC attested copies of beneficial owner's NIC or passport, account and participants ID numbers must be deposited alongwith the form of proxy. Representatives of corporate members should bring the usual documents required for such purpose.
5. Shareholders are requested to notify any change in their addresses immediately.

Directors' Report

We are pleased to present our audited financial statements for the year ended June 30, 2008.

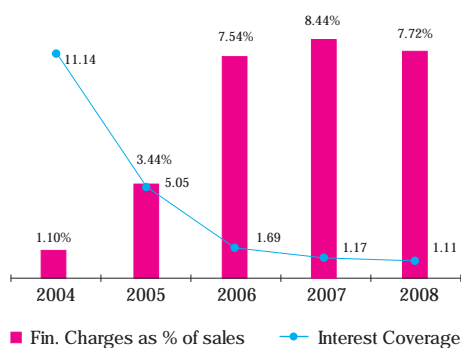
Performance of the Company

During the year under review, Sales of the company increased 19% from Rs.7,678 million last year to Rs.9,138 million. Despite the increase in sales, company's gross margin reduced to 11.39% from 12.47% last year. Major reason for drop in gross margin is high raw material prices, increase in minimum wages from Rs. 4,000 to Rs.4,600 and higher fuel cost. Profitability in the 3rd quarter was also seriously affected due to gas load shedding. During the first 3 quarters the company had a loss of Rs.165.5 million, however the situation improved in the last quarter and we were able to recover the loss and earn a profit of Rs.18 million for the year.



The company did not enter into any cross currency swaps or major long term export forward contracts. This was a major factor in improved profitability in the last quarter. This makes us better positioned to take advantage of the Pak Rupee devaluation against the US Dollar.

Financial Charges and Interest Coverage



Investments

The expenditure on BMR during the year was Rs.347 million. The company does not plan any major expansion in the textile sector in the coming year.

Our power plant subsidiary Nishat Chunian Power Limited (NCPL) achieved financial close in January 2008. NCL's investment in NCPL as of September

2008 is around Rs.682 million. NCPL is expected to commence commercial operations in March 2010.

Financial Structure

We have planned to finance the equity investment of NCL in NCPL partially through equity and partially through debt. As per the latest NCPL project cost estimate, NCL will require around Rs.1,800 million by the end of March 2010, to finance the 55% equity stake in NCPL. We plan to raise around Rs.900 million through rights issue in two tranches one year apart. Depending on the capital market and the response to the first rights issue; the amount of the second right issue can be reduced accordingly.

Dividends

This year directors have recommended 10% bonus shares to shareholders. To conserve the cash for company's financing needs, we have decided to pay no cash dividend this year.

Future Prospects

We hope that favorable movement in the exchange rate and commodity prices will help our profitability in the coming year.

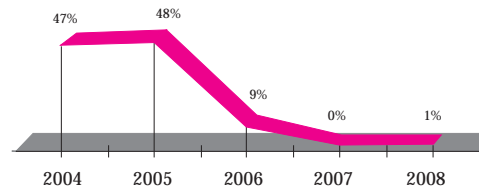
Earnings per share

The earnings per share of the company stood at Rs. 0.24 (2007: Rs. 0.14).

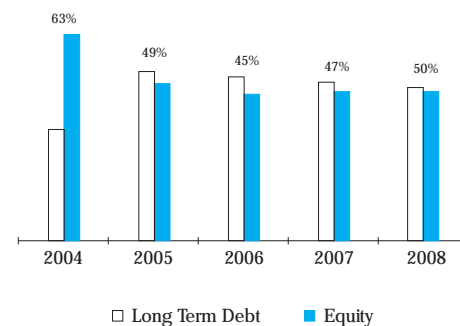
Corporate Governance

As required by the Code of Corporate Governance,

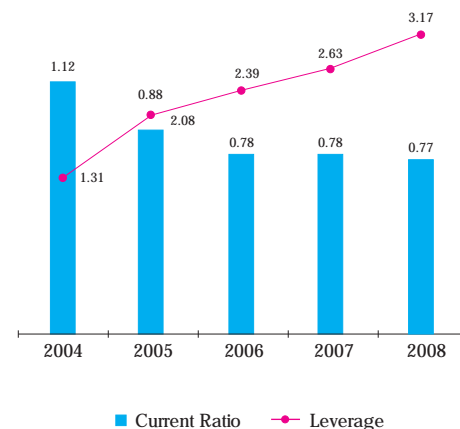
Return on Equity



Long Term Debt to Equity Ratios



Financial Ratios



Directors are pleased to report that:

- a. The financial statements prepared by the management of the Company present fairly its state of affairs, the results of its operations, cash flows and changes in equity.
- b. Proper books of accounts have been maintained by the Company.
- c. Appropriate accounting policies have been consistently applied in preparation of financial statements and accounting estimates are based on reasonable and prudent judgement.
- d. The International Accounting Standards, as applicable in Pakistan have been followed in preparation of financial statements.
- e. The system of internal controls is sound in design and has been effectively implemented and monitored.
- f. There are no doubts upon the Company's ability to continue as a going concern.
- g. There has been no material departure from the best practices of Corporate Governance as detailed in the listing regulations of the stock exchanges.
- h. The value of investment of contributory provident fund as at 30 June 2008 amounts to Rupees 75.932 million.

-
- i. The pattern of shareholding as at 30 June 2008 is annexed.

Board Meetings

During the year under review, five (5) meetings were held. Attendance by each director is as follows:

Name of Directors	Attendance
Mr. Muhammad Saleem (Chairman)	4
Mr. Shahzad Saleem (Chief Executive)	5
Mrs. Farhat Saleem	4
Ms. Nabiha Samad *	3
Mr. Aftab Ahmad Khan	4
Mr. Manzoor Ahmed (Nominee NIT)	2
Mr. Manzar Mushtaq	1
Mr. Mehmood Akhtar **	-

* Resigned.

** Appointed in place of Ms. Nabiha Samad.

On behalf of the Board

Shahzad Saleem
Chief Executive

Lahore: 08 October 2008

Financial Highlights

	1999	2000	2001	2002	2003	2004	2005*	2006	2007	2008
	(Rupees in thousand)									
Capital	144,000	403,200	403,200	403,200	443,520	443,520	683,644	752,008	752,008	752,008
Reserves	194,792	192,289	340,409	742,888	919,106	1,444,303	1,992,547	2,036,835	1,934,191	1,848,186
Net Worth	338,792	595,489	743,609	1,146,088	1,362,626	1,886,823	2,670,191	2,788,843	2,686,199	2,600,194
Long Term Liabilities	280,856	567,030	476,321	865,539	589,642	1,116,667	2,780,833	3,413,020	2,984,127	2,591,030
Current Liabilities	1,015,989	619,802	1,130,202	773,885	1,110,277	1,355,126	2,790,559	3,263,315	4,083,538	5,646,893
Total Equity & Liabilities	1,635,637	1,782,321	2,350,132	2,785,512	3,062,545	4,358,616	8,247,583	9,465,178	9,753,863	10,838,116
Fixed Assets	956,365	1,202,614	1,537,288	1,829,775	1,954,767	2,837,084	5,778,293	6,903,335	6,544,227	6,259,570
Long Term Deposits & Advances	227	527	545	545	426	386	1,800	4,828	7,829	9,026
Current Assets	679,045	579,180	812,299	955,192	1,107,352	1,521,146	2,467,490	2,557,015	3,201,807	4,357,788
Total Assets	1,635,637	1,782,321	2,350,132	2,785,512	3,062,545	4,358,616	8,247,583	9,465,178	9,753,863	10,626,384
Sales	2,094,958	2,367,018	3,066,830	4,054,099	4,226,715	6,516,226	5,454,231	6,550,782	7,677,539	9,138,298
Gross Profit	362,475	628,457	684,287	966,745	742,242	968,808	1,225,206	1,168,532	957,209	1,040,880
Operating Profit plus Other Income	290,531	533,773	523,634	781,787	519,004	796,705	947,262	834,845	759,303	782,001
Financial & Other charges	185,936	155,772	237,811	218,099	143,586	111,014	187,899	494,045	648,146	705,822
Taxation	13,000	20,504	36,903	60,409	48,000	50,614	37,542	90,000	101,000	58,000
Net Profit	91,595	357,497	248,920	503,279	327,418	635,077	721,822	250,800	10,157	18,180
Gross Margin	17.3%	26.6%	22.3%	18.9%	17.6%	14.9%	22.5%	17.8%	12.47%	11.39%
Net Margin	4.4%	15.1%	8.1%	12.4%	7.7%	9.7%	13.2%	3.8%	0.13%	0.20%
Current Ratio	0.67	0.93	0.72	1.23	1.00	1.12	0.88	0.78	0.78	0.77
Leverage (Total Liab./Net Worth)	3.83	1.99	2.16	1.43	1.25	1.31	2.08	2.39	2.63	3.17
Long Term Debt : Equity	45:55	49:51	39:61	43:57	30:70	37:63	51:49	55:45	53:47	50:50
EPS**	1.22	4.75	3.31	6.69	4.35	8.45	9.60	3.34	0.14	0.24

* Performance figures for 2005 are for the period of nine months.

** Restated as per IAS 33 (Earnings per share)

Statement of Compliance

with the Code of Corporate Governance for the year ended 30 June 2008

This statement is being presented to comply with the Code of Corporate Governance contained in Regulation No.37 (Chapter XI) of listing regulations of Karachi Stock Exchange (Guarantee) Limited and Clause 40 (Chapter XIII) of the listing regulations of Lahore Stock Exchange (Guarantee) Limited for the purpose of establishing a framework of good governance, whereby a listed company is managed in compliance with the best practices of corporate governance.

The Company has applied the principles contained in the Code in the following manner:

1. The Company encourages representation of independent non-executive directors and directors representing minority interests on its Board of Directors. At present the Board includes one independent non-executive director.
2. The directors have confirmed that none of them is serving as a director in more than ten listed companies, including this Company.
3. All the resident directors of the Company are registered as taxpayers and none of them has defaulted in payment of any loan to a banking company, a DFI or an NBFIs or, being a member of a stock exchange, has been declared as a defaulter by that stock exchange.
4. A casual vacancy occurred during the year under review and was filled up the same day by the Directors.
5. The Company has prepared a 'Statement of Ethics and Business Practices', which has been signed by all the directors and employees of the Company.
6. The Board has developed a vision/mission statement, overall corporate strategy and significant policies of the Company. A complete record of particulars of significant policies along with the dates on which they were approved or amended has been maintained.
7. All the powers of the Board have been duly exercised and decisions on material transactions, including appointment and determination of remuneration and terms and conditions of employment of the CEO and other executive directors, have been taken by the Board.
8. The meetings of the Board were presided over by the Chairman and, in his absence, by a director elected by the Board for this purpose and the Board met at least once in every quarter. Written notices of the Board meetings, along with agenda and working papers, were circulated at least seven days before the meetings. The minutes of the meetings were appropriately recorded and circulated.
9. The Board arranged orientation courses for its directors during the year to apprise them of their duties and responsibilities.
10. The Directors' Report for this year has been prepared in compliance with the requirements of the Code and fully describes the salient matters required to be disclosed.
11. The financial statements of the Company were duly endorsed by CEO and CFO before approval of the Board.
12. The directors, CEO and executives do not hold any interest in the shares of the Company other than that disclosed in the pattern of shareholding.
13. The Company has complied with all the corporate and financial reporting requirements of the Code.
14. The Board has formed an audit committee. It comprises three members, of whom two are non-executive directors.
15. The meetings of the audit committee were held at least once every quarter prior to approval of interim and final results of the Company and as required by the Code. The terms of reference of the committee have been formed and advised to the committee for compliance.

-
16. The Board has set-up an effective internal audit function with suitably qualified and experienced staff, conversant with the policies and procedures of the Company and involved in the internal audit function on a full time basis.
 17. The statutory auditors of the Company have confirmed that they have been given a satisfactory rating under the quality control review program of the Institute of Chartered Accountants of Pakistan (ICAP), that they or any of the partners of the firm, their spouses and minor children do not hold shares of the Company and that the firm and all its partners are in compliance with International Federation of Accountants (IFAC) guidelines on code of ethics as adopted by ICAP.
 18. The statutory auditors or the persons associated with them have not been appointed to provide other services except in accordance with the listing regulations and the auditors have confirmed that they have observed IFAC guidelines in this regard.
 19. We confirm that all other material principles contained in the Code have been complied with.

Lahore: 08 October 2008

Shahzad Saleem
Chief Executive

Review Report

to the members on Statement of Compliance with best practices of Code of Corporate Governance

We have reviewed the statement of compliance with the best practices contained in the code of corporate governance prepared by the Board of Directors of NISHAT (CHUNIAN) LIMITED ("the Company") for the year ended 30 June 2008, to comply with the respective listing regulations of the two stock exchanges, where the company is listed.

The responsibility for compliance with the code of corporate governance is that of the Board of Directors of the company. Our responsibility is to review, to the extent where such compliance can be objectively verified, whether the statement of compliance reflects the status of the company's compliance with the provisions of the code of corporate governance and report if it does not. A review is limited primarily to inquiries of the company personnel and review of various documents prepared by the company to comply with the code.

As part of our audit of financial statements, we are required to obtain an understanding of the accounting and internal control systems sufficient to plan the audit and develop an effective audit approach. We have not carried out any special review of the internal control system to enable us to express an opinion as to whether the Board's statement on internal control covers all controls and the effectiveness of such internal controls.

Based on our review, nothing has come to our attention which causes us to believe that the statement of compliance does not appropriately reflect the company's compliance, in all material respects, with the best practices contained in the code of corporate governance, effective as at 30 June 2008.

LAHORE: 08 October 2008

RIAZ AHMAD & COMPANY
Chartered Accountants

Auditors' Report to the Members

We have audited the annexed balance sheet of NISHAT (CHUNIAN) LIMITED as at 30 June 2008 and the related profit and loss account, cash flow statement and statement of changes in equity together with the notes forming part thereof, for the year then ended and we state that we have obtained all the information and explanations which, to the best of our knowledge and belief, were necessary for the purposes of our audit.

It is the responsibility of the company's management to establish and maintain a system of internal control, and prepare and present the above said statements in conformity with the approved accounting standards and the requirements of the Companies Ordinance, 1984. Our responsibility is to express an opinion on these statements based on our audit.

We conducted our audit in accordance with the auditing standards as applicable in Pakistan. These standards require that we plan and perform the audit to obtain reasonable assurance about whether the above said statements are free of any material misstatement. An audit includes examining, on a test basis, evidence supporting the amounts and disclosures in the above said statements. An audit also includes assessing the accounting policies and significant estimates made by management, as well as, evaluating the overall presentation of the above said statements. We believe that our audit provides a reasonable basis for our opinion and, after due verification, we report that:

- (a) in our opinion, proper books of account have been kept by the company as required by the Companies Ordinance, 1984;
- (b) in our opinion:
 - (i) the balance sheet and profit and loss account together with the notes thereon have been drawn up in conformity with the Companies Ordinance, 1984, and are in agreement with the books of account and are further in accordance with accounting policies consistently applied;
 - (ii) the expenditure incurred during the year was for the purpose of the company's business; and
 - (iii) the business conducted/investments made and the expenditure incurred during the year were in accordance with the objects of the company;
- (c) in our opinion and to the best of our information and according to the explanations given to us, the balance sheet, profit and loss account, cash flow statement and statement of changes in equity together with the notes forming part thereof conform with approved accounting standards as applicable in Pakistan, and, give the information required by the Companies Ordinance, 1984, in the manner so required and respectively give a true and fair view of the state of the company's affairs as at 30 June 2008 and of the profit, its cash flows and changes in equity for the year then ended; and
- (d) in our opinion, Zakat deductible at source under the Zakat and Ushr Ordinance, 1980 (XVIII of 1980), was deducted by the company and deposited in the Central Zakat Fund established under Section 7 of that Ordinance.

LAHORE: 08 October 2008

RIAZ AHMAD & COMPANY
Chartered Accountants

Balance Sheet as at

	NOTE	2008 Rupees	2007 Rupees
EQUITY AND LIABILITIES			
SHARE CAPITAL AND RESERVES			
Authorised share capital 80,000,000 (2007: 80,000,000) ordinary shares of Rupees 10 each		800,000,000	800,000,000
Issued, subscribed and paid up share capital	5	752,008,380	752,008,380
Reserves	6	1,848,185,650	1,934,189,987
Total Equity		2,600,194,030	2,686,198,367
NON-CURRENT LIABILITIES			
Long term financing	7	2,586,389,516	2,509,126,989
Long term murabaha	8	-	475,000,000
Deferred tax liability	9	4,640,017	-
		2,591,029,533	2,984,126,989
CURRENT LIABILITIES			
Trade and other payables	10	378,616,664	321,354,499
Accrued mark-up	11	119,822,439	103,767,328
Short term borrowings	12	3,190,716,138	2,623,592,501
Current portion of non-current liabilities	13	1,957,737,473	1,034,823,810
		5,646,892,714	4,083,538,138
TOTAL LIABILITIES		8,237,922,247	7,067,665,127
CONTINGENCIES AND COMMITMENTS	14	-	-
TOTAL EQUITY AND LIABILITIES		10,838,116,277	9,753,863,494

The annexed notes form an integral part of these financial statements.

CHIEF EXECUTIVE

	NOTE	2008 Rupees	2007 Rupees
ASSETS			
NON-CURRENT ASSETS			
Fixed assets	15	6,259,570,155	6,544,226,817
Investment in subsidiary - at cost	16	211,732,800	-
Long term loans	17	8,129,672	6,933,229
Long term security deposits		895,942	895,942
		6,480,328,569	6,552,055,988
CURRENT ASSETS			
Stores, spare parts and loose tools	18	307,096,654	233,274,317
Stock in trade	19	2,447,462,949	1,799,902,361
Trade debts	20	1,311,338,154	842,112,885
Loans and advances	21	113,811,784	144,611,284
Short term deposits and prepayments	22	936,821	1,949,498
Other receivables	23	158,895,492	119,286,705
Cash and bank balances	24	18,245,854	60,670,456
		4,357,787,708	3,201,807,506
TOTAL ASSETS		10,838,116,277	9,753,863,494

DIRECTOR

Profit and Loss Account for the year ended 30 June 2008

	NOTE	2008 Rupees	2007 Rupees
Sales	25	9,138,298,052	7,677,538,636
Cost of sales	26	8,097,418,309	6,720,329,731
Gross profit		1,040,879,743	957,208,905
Distribution cost	27	224,932,148	178,811,548
Administrative expenses	28	83,975,591	83,498,537
Other operating expenses	29	6,489,259	24,270,370
		315,396,998	286,580,455
		725,482,745	670,628,450
Other operating income	30	56,518,520	88,674,183
Profit from operations		782,001,265	759,302,633
Finance cost	31	705,821,520	648,145,746
Profit before taxation		76,179,745	111,156,887
Provision for taxation	32	58,000,000	101,000,000
Profit after taxation		18,179,745	10,156,887
Earnings per share - basic and diluted	39	0.24	0.14

The annexed notes form an integral part of these financial statements.

CHIEF EXECUTIVE

DIRECTOR

Cash Flow Statement

for the year ended 30 June 2008

	NOTE	2008 Rupees	2007 Rupees
CASH FLOWS FROM OPERATING ACTIVITIES			
Cash generated from operations	37	290,225,287	814,689,483
Long term deposits - net		-	10,003
Finance cost paid		(689,766,409)	(649,504,651)
Income tax paid		(70,858,628)	(71,992,534)
Net cash (used in)/generated from operating activities		(470,399,750)	93,202,301
CASH FLOWS FROM INVESTING ACTIVITIES			
Purchase of property, plant and equipment		(346,994,230)	(319,243,533)
Long term loans		(1,196,443)	(2,833,958)
Investment in subsidiary company		(211,732,800)	-
Proceeds from sale of property, plant and equipment		7,149,566	17,671,825
Net cash used in investing activities		(552,773,907)	(304,405,666)
CASH FLOWS FROM FINANCING ACTIVITIES			
Proceeds from long term financing		2,250,000,000	650,000,000
Proceeds from long term murabaha		-	475,000,000
Repayment of long term financing		(1,243,573,810)	(787,749,202)
Repayment of long term murabaha		(481,250,000)	(312,500,000)
Dividend paid		(111,550,772)	(112,526,844)
Net cash generated from / (used in) financing activities		413,625,418	(87,776,046)
Net decrease in cash and cash equivalents		(609,548,239)	(298,979,411)
Cash and cash equivalents at the beginning of the year		(2,562,922,045)	(2,263,942,634)
Cash and cash equivalents at the end of the year	38	(3,172,470,284)	(2,562,922,045)

The annexed notes form an integral part of these financial statements.

CHIEF EXECUTIVE

DIRECTOR

Statement of Changes in Equity

for the year ended 30 June 2008

	SHARE CAPITAL	RESERVES				TOTAL RESERVES	TOTAL EQUITY
		HEDGING RESERVES	REVENUE RESERVES				
			General reserve	Unappropriated profit	Sub Total		
..... Rupees							
Balance as at 30 June 2006	752,008,380	-	1,492,221,278	544,613,079	2,036,834,357	2,036,834,357	2,788,842,737
Transfer to general reserve	-	-	137,000,000	(137,000,000)	-	-	-
Final dividend for the year ended 30 June 2006 @ Rs. 1.5 per share	-	-	-	(112,801,257)	(112,801,257)	(112,801,257)	(112,801,257)
Profit for the year ended 30 June 2007	-	-	-	10,156,887	10,156,887	10,156,887	10,156,887
Balance as at 30 June 2007	752,008,380	-	1,629,221,278	304,968,709	1,934,189,987	1,934,189,987	2,686,198,367
Final dividend for the year ended 30 June 2007 @ Rs. 1.5 per share	-	-	-	(112,801,257)	(112,801,257)	(112,801,257)	(112,801,257)
Fair value (net of deferred tax) of quanto interest rate swap entered into as part of cash flow hedge (Note 7.1.2)	-	8,617,175	-	-	-	8,617,175	8,617,175
Profit for the year ended 30 June 2008	-	-	-	18,179,745	18,179,745	18,179,745	18,179,745
Balance as at 30 June 2008	752,008,380	8,617,175	1,629,221,278	210,347,197	1,839,568,475	1,848,185,650	2,600,194,030

The annexed notes form an integral part of these financial statements.

CHIEF EXECUTIVE

DIRECTOR

Notes to the Financial Statements

for the year ended 30 June 2008

1. THE COMPANY AND ITS OPERATIONS

Nishat (Chunian) Limited (the "Company") is a public limited company incorporated in Pakistan under the Companies Ordinance, 1984 and is listed on the Lahore and Karachi Stock Exchanges. Its registered office is situated at 31-Q, Gulberg II, Lahore. The Company is engaged in business of spinning, weaving, dyeing, stitching, processing, doubling, sizing, buying, selling and otherwise dealing in yarn, fabric and made-ups made from raw cotton, synthetic fibre and cloth and to generate electricity for internal use.

2. STATEMENT OF COMPLIANCE

2.1 These financial statements have been prepared in accordance with approved accounting standards as applicable in Pakistan. Approved accounting standards comprise of such International Financial Reporting Standards (IFRS) issued by the International Accounting Standards Board as are notified under the Companies Ordinance, 1984, provisions of and directives issued under the Companies Ordinance, 1984. In case requirements differ, the provisions or directives of the Companies Ordinance, 1984 shall prevail.

2.2 Amendments to published standard effective in current period

During the year ended 30 June 2008, amendments relating to capital disclosures made in International Accounting Standard (IAS) 1 'Presentation of Financial Statements' became effective. Adoption of such amendment has added disclosure relating to capital risk management (Note 35.4).

2.3 Standards, interpretations and amendments to published approved accounting standards effective in current period but not relevant

There are other new standards and interpretations that are mandatory for accounting periods beginning on or after 01 July 2007 but are considered not to be relevant or do not have any significant impact on the Company's financial statements.

2.4 Standards and amendments to published approved accounting standards that are not yet effective

The following standards and amendments to existing standards have been published and are mandatory for the Company's accounting periods beginning on or after 01 July 2008 or later periods:

IFRS 7 'Financial Instruments: Disclosures' (effective for annual periods beginning on or after 28 April 2008). It introduces new disclosures relating to financial instruments. This standard would not have any impact on the classification and valuation of the Company's financial instruments.

IFRS 8 'Operating Segments' (effective for annual periods beginning on or after 01 January 2009). It introduces the "management approach" to segment reporting. IFRS 8 will require presentation and disclosure of segment information based on the internal reports regularly reviewed by the Company's chief operating decision makers in order to assess each segment's performance and to allocate resources to them. Under the management approach, the Company will present segment information in respect of Spinning, Weaving, Dyeing, Processing, Stitching and Power.

IAS 1 'Presentation of Financial Statements' (effective for annual periods beginning on or after 01 January 2009), issued in September 2007 revises the existing IAS 1 and requires apart from changing the names of certain components of financial statements, presentation of transactions with owners in statement of changes in equity and with non-owners in the Comprehensive Income Statement. Adoption of the aforesaid standard will only impact the presentation of the financial statements.

IAS 23 (Amendment) 'Borrowing Costs' (effective for annual periods beginning on or after 01 January 2009). It requires an entity to capitalize borrowing costs directly attributable to the acquisition, construction or production of a qualifying asset (one that takes a substantial period of time to get ready for use or sale) as part of the cost of that asset. This change will not affect the financial statements as the Company already has the policy to capitalize its borrowing costs.

There are other amendments resulting from May 2008 Annual Improvements to IFRSs, specifically in IAS 1 'Presentation of Financial Statements', IAS 16 'Property, Plant and Equipment', IAS 23 'Borrowing Costs', IAS 36 'Impairment of Assets', IAS 38 'Intangible Assets' and IAS 39 'Financial Instruments: Recognition and Measurement', that are considered relevant to the Company's financial statements. The management is in the process of evaluating the impact of these changes on the Company's financial statements.

There are other accounting standards and new interpretations that are mandatory for accounting periods beginning on or after 01 July 2008 but are considered not to be relevant or do not have any significant impact on the Company's financial statements and are therefore not detailed in these financial statements.

3. BASIS OF PREPARATION

3.1 These financial statements have been prepared under the historical cost convention, except for certain

financial instruments which are carried at fair value. These financial statements represent separate financial statements of the Company. The consolidated financial statements of the Group are being issued separately.

3.2 Critical accounting estimates and judgments

The preparation of financial statements in conformity with the approved accounting standards requires the use of certain critical accounting estimates. It also requires the management to exercise its judgment in the process of applying the Company's accounting policies. Estimates and judgments are continually evaluated and are based on historical experience, including expectation of future events that are believed to be reasonable under the circumstances. The areas where various assumptions and estimates are significant to the Company's financial statements or where judgments were exercised in application of accounting policies are as follows:

3.2.1 Useful lives, patterns of economic benefits and impairments

Estimates with respect to residual values and depreciable lives and pattern of flow of economic benefits are based on the analysis of the management of the Company. Further, the Company reviews the value of assets for possible impairments on an annual basis. Any change in the estimates in the future might affect the carrying amount of respective item of property, plant and equipment, with a corresponding effect on the depreciation charge and impairment.

3.2.2 Accumulated compensated absences

The provision for the accumulated compensated absences is made on the basis of accumulated leave balance on account of employees.

3.2.3 Taxation

In making the estimates for income tax currently payable by the Company, the management takes into account the current income tax law and the decisions of appellate authorities on certain issues in the past.

3.2.4 Provisions

The Company reviews investments / receivables against any provision required for any doubtful balances on an ongoing basis. The provision is made while taking into consideration expected recoveries, if any.

3.2.5 Fair value of derivatives

Fair value of derivatives that are not traded in an active market is determined using valuation techniques. The Company uses its judgment to select a variety of methods and make assumptions that are mainly based on market conditions existing at each balance sheet date.

4 SUMMARY OF SIGNIFICANT ACCOUNTING POLICIES

4.1 Taxation

Current

Provision for current tax is based on the taxable income for the year determined in accordance with the prevailing law for taxation of income. The charge for current tax is calculated using prevailing tax rates or tax rates expected to apply to the profit for the year if enacted. The charge for current tax also includes adjustments, where considered necessary, to provision for tax made in previous years arising from assessments framed during the year for such years.

Deferred

Deferred tax is accounted for using the balance sheet liability method in respect of all temporary differences arising from differences between the carrying amount of assets and liabilities in the financial statements and the corresponding tax bases used in the computation of the taxable profit. Deferred tax liabilities are generally recognized for all taxable temporary differences and deferred tax assets to the extent that it is probable that taxable profits will be available against which the deductible temporary differences, unused tax losses and tax credits can be utilized.

Deferred tax is calculated at the rates that are expected to apply to the period when the differences reverse based on tax rates that have been enacted or substantively enacted by the balance sheet date. Deferred tax is charged or credited in the income statement, except in the case of items credited or charged to equity in which case it is included in equity.

4.2 Employee benefits

The main features of the schemes operated by the Company for its employees are as follows:

Provident fund

There is an approved contributory provident fund for employees of the Company. Equal monthly contributions are made both by the employees and the Company to the fund in accordance with the fund rules. The Company's contributions to the fund are charged to income currently.

Accumulating compensated absences

The Company provides for accumulating compensated absences, when the employees render service that increase their entitlement to future compensated absences. Under the rules, head office employees and factory staff are entitled to 20 days leave per year and factory workers are entitled to 14 days leave per year respectively. Unutilized leaves can be accumulated upto 10 days in case of head office employees, 40 days in case of factory staff and upto 28 days in case of factory workers. Any further unutilized leaves will lapse. Any unutilized leave balance i.e. 40 days and 28 days in case of factory staff and workers respectively, can be encashed by them at any time during their employment. Unutilized leaves can be used at any time by all employees, subject to the Company's approval. Provisions are made annually to cover the obligation for accumulating compensated absences and are charged to income.

4.3 Fixed Assets

4.3.1 Property, plant, equipment and depreciation

Property, plant and equipment except freehold land and capital work in progress are stated at cost less accumulated depreciation and accumulated impairment losses (if any). Cost in relation to certain property, plant and equipment signifies historical cost and mark up etc., as referred to Note 4.7. Freehold land and capital work in progress are stated at cost less any accumulated impairment losses (if any).

Depreciation on all operating fixed assets is charged to income on the reducing balance method so as to write off the cost of the assets over their estimated useful lives at the rates given in Note 15.1. Depreciation on additions is charged from the month in which the assets are available for use and on deletions upto the month in which assets are deleted. The assets' residual values and useful lives are reviewed at each financial year end and adjusted if impact on depreciation is significant.

Impairment loss or its reversal, if any, is also charged to profit and loss account. Where an impairment loss is recognized, the depreciation charge is adjusted in future periods to allocate the assets' revised carrying amount less its residual value (if any) on a systematic basis over its remaining useful life.

Subsequent costs are included in the asset's carrying amount or recognized as a separate asset, as appropriate, only when it is probable that future economic benefits associated with the item will flow to the Company and cost of the item can be measured reliably. All other repair and maintenance costs are charged to income during the period in which they are incurred.

Derecognition

An item of property, plant and equipment is derecognized upon disposal or when no future economic benefits are expected from its use or disposal. Any gain or loss arising on derecognition of the asset (calculated as the difference between the net disposal proceeds and carrying amount of the asset) is included in the profit and loss account in the year the asset is derecognized.

4.3.2 Intangible asset - Computer software

An intangible asset is recognized if it is probable that the future economic benefits that are attributable to the asset will flow to the Company and that the cost of such asset can also be measured reliably.

Generally, costs associated with developing or maintaining computer software programme are recognized as an expense as incurred. However, costs that are directly associated with identifiable software and have probable economic benefits accruing for a period exceeding one year, are recognized as intangible asset. Direct costs include the purchase costs of software and related overhead costs.

Intangible asset is amortized from the month when such asset is available for use on written down value basis over its useful economic life.

4.4 Investments

Classification of an investment is made on the basis of intended purpose for holding such investment. Management determines the appropriate classification of its investments at the time of purchase.

Investments are initially measured at fair value plus transaction costs directly attributable to acquisition, except for "Investment at fair value through profit or loss", which is initially measured at fair value.

Available for sale

Investments available for sale are initially recognized at fair value. Subsequently, these are restated to fair value, with difference taken to the equity.

Investment in subsidiary

Long term investment in subsidiary company is accounted for at cost in accordance with IAS 27 "Consolidated and Separate Financial Statements".

4.5 Inventories

Inventories, except for stock in transit and waste stock, are stated at lower of cost and net realizable value. Cost is determined as follows:

Stores and spares

Usable stores and spares are valued principally at moving average cost, while items considered obsolete are carried at nil value. Items in transit are valued at cost comprising invoice value plus other charges paid thereon.

Stock in trade

Cost of raw material represents:

- Spinning: annual average cost
- Weaving, dyeing and stitching: moving average cost

Cost of work-in-process and finished goods comprise cost of direct material, labor and appropriate manufacturing overheads. Cost of goods purchased for resale is based on FIFO.

Materials in transit are stated at cost comprising invoice values plus other charges paid thereon. Waste stock is valued at net realizable value.

Net realizable value signifies the estimated selling price in the ordinary course of business less costs necessarily to be incurred in order to make a sale.

4.6 Foreign currencies

All monetary assets and liabilities in foreign currencies are translated into Pak Rupees at exchange rates prevailing at the balance sheet date. Transactions in foreign currencies are translated into Pak Rupees at the spot rate. All non-monetary items are translated into Pak Rupees at exchange rates prevailing on the date of transaction or on the date when fair values are determined.

4.7 Borrowing cost

Borrowing costs are recognized as expense in the period in which these are incurred except to the extent of borrowing costs that are directly attributable to the acquisition, construction or production of a qualifying asset. Such borrowing costs, if any, are capitalized as part of cost of that asset.

4.8 Revenue recognition

Revenue from sales is recognized on dispatch of goods to customers.

Return on bank deposits is accrued on a time proportionate basis by reference to the principal outstanding and the applicable rate of return.

Dividend income on equity investments is recognized as and when the right to receive dividend is established.

4.9 Financial instruments

Financial instruments carried on the balance sheet include trade debts, loans and advances, deposits, receivables, investments, cash and bank balances, short term borrowings, long term financing and trade and other payables. Financial assets and liabilities are recognized when the Company becomes a party to the contractual provisions of the instrument.

The particular measurement methods adopted are disclosed in the following individual policy statements associated with each item. Financial assets are derecognized when the Company loses control of the contractual rights that comprise the financial asset. The Company loses such control if it realizes the rights to benefits specified in contract, the rights expire or the Company surrenders those rights. Financial liabilities are derecognized when the obligation specified in the contract is discharged, cancelled or expired. Any gain or loss on subsequent measurement (except investments) and derecognition is charged to the profit and loss account currently.

Financial assets and liabilities are offset when the Company has a legally enforceable right to offset and intends to settle either on a net basis or to realize the asset and settle the liability simultaneously.

Trade and other receivables

Trade debts and other receivables are carried at original invoice value less an estimate made for doubtful debts based on a review of all outstanding amounts at the year end. Bad debts are written off when identified.

Borrowings

Borrowings are recognized initially at fair value and are subsequently stated at amortized cost; any difference between the proceeds and the redemption value is recognized in the income statement over the period of the borrowings using the effective interest rate method.

Trade and other payables

Liabilities for trade and other amounts payable are initially recognized at fair value which is normally the transaction cost.

Cash and cash equivalents

Cash and cash equivalents are carried in the balance sheet at book value which approximates their fair value. For the purpose of cash flow statement, cash and cash equivalents comprise cash in hand, demand deposits, other short term highly liquid instruments that are readily convertible to known amounts of cash and which are subject to an insignificant risk of changes in value and short term borrowings. In the balance sheet, short term borrowings are included in current liabilities.

4.10 Derivative financial instruments

Derivative financial instruments are initially recognized at fair value on the date a derivative contract is entered into and are remeasured to fair value at subsequent reporting dates. The method of recognizing the resulting gain or loss depends on whether the derivative is designated as a hedging instrument, and if so, the nature of the item being hedged. The Company designates certain derivatives as cash flow hedges.

The Company documents at the inception of the transaction the relationship between the hedging instruments and hedged items, as well as its risk management objective and strategy for undertaking various hedge transactions. The Company also documents its assessment, both at hedge inception and on an ongoing basis, of whether the derivatives that are used in hedging transactions are highly effective in offsetting changes in cash flow of hedged items.

The effective portion of changes in the fair value of derivatives that are designated and qualify as cash flow hedges are recognized in equity. The gain or loss relating to the ineffective portion is recognized immediately in the profit and loss account.

Amounts accumulated in equity are recognized in profit and loss account in the periods when the hedged item will affect profit or loss.

4.11 Provisions

Provisions are recorded when the Company has a present obligation as a result of past event when it is probable that it will result in an outflow of economic benefits and a reliable estimate can be made of the amount of the obligation.

4.12 Related party transactions and transfer pricing

Transactions and contracts with the related parties are carried out at an arm's length price determined in accordance with comparable uncontrolled price method.

4.13 Impairment

The carrying amounts of the Company's assets are reviewed at each balance sheet date to determine whether there is any indication of impairment. If any such indication exists, the assets' recoverable amount is estimated and impairment losses are recognized in the profit and loss account.

4.14 Dividend and transfer of reserves

Dividend and transfer among reserves are treated as post balance sheet non adjusting events hence do not qualify for provision in the financial statements as per the requirements of IAS - 10 "Events after the balance sheet date". These transfers are therefore recorded in the next year's financial statements.

5. ISSUED, SUBSCRIBED AND PAID UP SHARE CAPITAL

2008 (Number of Shares)	2007		2008 Rupees	2007 Rupees
12,000,000	12,000,000	Ordinary shares of Rupees 10 each fully paid in cash	120,000,000	120,000,000
61,976,573	61,976,573	Ordinary shares of Rupees 10 each issued as fully paid bonus shares	619,765,730	619,765,730
1,224,265	1,224,265	Ordinary shares of Rupees 10 each issued as fully paid for consideration other than cash to members of Umer Fabrics Limited as per the Scheme of arrangement as approved by the Honourable Lahore High Court, Lahore.	12,242,650	12,242,650
75,200,838	75,200,838		752,008,380	752,008,380

	2008 (Number of Shares)	2007
5.1 Ordinary shares of the company held by associated undertakings		
Nishat Mills Limited	10,233,329	10,233,329
DG Khan Cement Company Limited	7,068,620	7,068,620
	17,301,949	17,301,949

	2008 Rupees	2007 Rupees
6. RESERVES		
Composition of reserves is as follows:		
Hedging reserve	8,617,175	-
Revenue reserves		
General reserve	1,629,221,278	1,629,221,278
Unappropriated profit	210,347,197	304,968,709
	1,839,568,475	1,934,189,987
	1,848,185,650	1,934,189,987

7. LONG TERM FINANCING		
From banking companies - secured		
Long term loans (Note 7.1)	4,294,126,989	3,537,700,799
Long term musharika (Note 7.2)	250,000,000	-
	4,544,126,989	3,537,700,799
Less: Current portion shown under current liabilities (Note 13)	1,957,737,473	1,028,573,810
	2,586,389,516	2,509,126,989

7.1

Lender	2008 Rupees	2007 Rupees	Rate of mark up per annum	Number of instalments	Mark up repricing	Mark up payable
Standard Chartered Bank (Pakistan) Limited-1	-	33,333,334	6-month KIBOR + 0.25%	Six equal half yearly instalments commencing on 27 March 2005 and ending on 26 September 2007	Quarterly	Quarterly
Standard Chartered Bank (Pakistan) Limited-2	100,000,000	150,000,000	6-month KIBOR + 0.5%	Eight equal half yearly instalments commencing on 25 August 2006 and ending on 25 February 2010	Half Yearly	Half Yearly
The Royal Bank of Scotland Limited (formerly ABN AMRO Bank (Pakistan) Limited-1)	150,000,000	150,000,000	3-month KIBOR + 0.5%	Bullet Payment on 16 August 2008	Quarterly	Quarterly
The Royal Bank of Scotland Limited (formerly ABN AMRO Bank (Pakistan) Limited-2)	300,000,000	300,000,000	6-month KIBOR + 1.25%	Bullet Payment on 30 June 2009	Half Yearly	Half Yearly
United Bank Limited-1	214,285,787	357,142,929	6-month KIBOR + 0.50%	Seven equal half yearly instalments commencing on 28 September 2006 and ending on 28 September 2009	Half Yearly	Quarterly
United Bank Limited-2	312,500,000	437,500,000	SBP rate for LTF-EOP+ 3%	Eight equal half yearly instalments commencing on 28 February 2007 and ending on 31 July 2010	As and when notified by SBP	Quarterly
United Bank Limited-3	160,000,000	200,000,000	6-month KIBOR + 1.05%	Ten equal half yearly instalments commencing on 27 December 2007 and ending on 27 June 2012	Half Yearly	Half Yearly
United Bank Limited-4	450,000,000	-	6-month KIBOR + 0.95%	Ten equal half yearly instalments commencing on 24 June 2008 and ending on 24 December 2012	Half Yearly	Half Yearly
Habib Bank Limited-1	-	37,500,000	6-month KIBOR + 0.40%	Sixteen equal quarterly instalments commencing on 01 May 2004 and ending on 07 February 2008	Quarterly	Quarterly
Habib Bank Limited-2	89,850,000	152,350,000	SBP rate for LTF-EOP+ 2%	Six equal half yearly instalments commencing on 30 March 2007 and ending on 30 September 2009	As and when notified by SBP	Quarterly
Habib Bank Limited-3	125,000,000	187,500,000	SBP rate for LTF-EOP+ 3%	Eight equal half yearly instalments commencing on 25 December 2006 and ending on 25 June 2010	As and when notified by SBP	Quarterly
Habib Bank Limited-4	45,778,980	64,090,572	SBP rate for LTF-EOP+ 3%	Eight equal half yearly instalments commencing on 24 May 2007 and ending on 24 November 2010	As and when notified by SBP	Quarterly
Habib Bank Limited-5	45,715,224	60,953,632	SBP rate for LTF-EOP+ 3%	Eight equal half yearly instalments commencing on 03 August 2007 and ending on 03 February 2011	As and when notified by SBP	Quarterly
Citibank N.A	149,333,334	224,000,000	SBP rate for LTF-EOP+ 2%	Six equal half yearly instalments commencing on 31 December 2007 and ending on 27 June 2010	As and when notified by SBP	Half Yearly
Allied Bank Limited-1	166,663,664	333,330,332	SBP rate for LTF-EOP+ 2%	Twelve equal quarterly instalments commencing on 28 September 2006 and ending on 28 June 2009	As and when notified by SBP	Quarterly
Allied Bank Limited-2	200,000,000	400,000,000	SBP rate for LTF-EOP+ 2%	Ten equal quarterly instalments commencing on 15 March 2007 and ending on 15 June 2009	As and when notified by SBP	Quarterly
Allied Bank Limited-3	300,000,000	300,000,000	6-month KIBOR + 1.05%	Six equal half yearly instalments commencing on 23 December 2009 and ending on 23 June 2012	Half Yearly	Half Yearly
Allied Bank Limited-4	450,000,000	-	6-month KIBOR + 1.05%	Ten equal half yearly instalments commencing on 28 March 2008 and ending on 28 September 2012	Half Yearly	Half Yearly
Allied Bank Limited-5	630,000,000	-	6-month KIBOR + 0.85%	Ten equal half yearly instalments commencing on 14 June 2008 and ending on 14 December 2012	Half Yearly	Half Yearly
The Hong Kong and Shanghai Banking Corporation Limited	150,000,000	150,000,000	6-month KIBOR (Average of last 15 days) + 1.00%	Bullet Payment on 29 December 2008	Half Yearly	Half Yearly
Atlas Bank Limited	255,000,000	-	6-month KIBOR + 1.05%	Twenty equal quarterly instalments commencing on 29 December 2007 and ending on 29 September 2012	Half Yearly	Quarterly
	4,294,126,989	3,537,700,799				

7.1.1 These are secured by first joint pari passu hypothecation and equitable mortgage on all present and future fixed assets of the Company to the extent of Rupees 8,140 million (2007: Rupees 5,965 million).

7.1.2 Derivative quanto (interest rate) swap

The Company has entered into a derivative quanto (interest rate) swap of notional amount of Rupees 500 million for its local currency loans to hedge the possible adverse movement in interest rates. Under the terms of the agreement, Company pays JPY London Interbank Offered Rate (LIBOR) plus bank spread @ 10.15% semi annually to the arranging bank on the local currency loan and receives Karachi Interbank Offered Rate (KIBOR). There has been no transfer of liability in this arrangement, only nature of interest payment has been changed. As this arrangement is effective and meets the criteria for cash flow hedge, this arrangement qualified for hedge accounting as per IAS 39 "Financial Instruments: Recognition and Measurement".

7.2 This facility carries mark-up @ 6-month KIBOR + 1.25% per annum. The principal amount is repayable in sixteen equal quarterly installments commencing from 30 September 2009 and ending on 30 June 2013. This facility is secured by ranking hypothecation charge over plant and machinery of the Company for Rupees 334 million with 25% risk margin. The ranking hypothecation charge shall be upgraded to first pari passu hypothecation charge within 90 days from the date of facility drawdown.

	2008 Rupees	2007 Rupees
8. LONG TERM MURABAHA		
From banking companies - secured:		
Faysal Bank Limited (Note 8.1)	-	6,250,000
Meezan Bank Limited - II (Note 8.2)	-	350,000,000
Meezan Bank Limited - III (Note 8.3)	-	125,000,000
	-	481,250,000
Less: Current portion shown under current liabilities (Note 13)	-	6,250,000
	-	475,000,000

8.1 This facility carried mark-up @ 6-month KIBOR + 0.5% per annum and was repaid on 26 September 2007. This facility was secured by joint pari passu charge on entire fixed assets to the extent of Rupees 50 million.

8.2 This facility carries mark-up @ 3-month KIBOR + 1% per annum and was repaid on 15 August 2007. This facility was secured by joint pari passu charge with 20% margin on all present and future current assets.

8.3 This facility carries mark-up @ 6-month KIBOR + 1% per annum and was repaid on 10 December 2007. This facility was secured by joint pari passu charge with 20% margin on all present and future current assets.

9. DEFERRED TAX LIABILITY

This represents deferred tax liability on fair value of cash flow hedge as stated in Note 7.1.2. No provision for deferred tax on other temporary differences was required due to available tax losses. Further, the Company's future tax liability is expected to be limited to tax under section 169 of the Income Tax Ordinance, 2001. Accordingly, the temporary differences are not likely to reverse in the foreseeable future.

	2008 Rupees	2007 Rupees
10. TRADE AND OTHER PAYABLES		
Creditors	183,804,176	130,233,120
Accrued liabilities	94,345,918	100,947,919
Advances from customers	36,765,877	22,673,705
Retention money	8,904,679	13,357,015
Payable to provident fund trust	613,976	136,580
Income tax deducted at source	1,893,979	277,810
Unpaid and unclaimed dividend	13,585,310	12,334,825
Insurance premium payable (Adamjee Insurance Company Limited - associated undertaking)	205,357	828,330
Workers' profit participation fund (Note 10.1)	4,036,732	6,249,651
Workers' welfare fund	6,075,719	6,075,719
Fair value loss on foreign currency forward contracts	4,626,999	-
Loss on interest rate swap	3,329,049	-
Others	20,428,893	28,239,825
	378,616,664	321,354,499
10.1 Workers' profit participation fund		
Balance as on 01 July	6,249,651	20,612,232
Interest for the year (Note 31)	518,165	1,510,766
Add: Provision for the year (Note 29)	4,036,732	6,249,651
	10,804,548	28,372,649
Less : Payments to trust	6,767,816	22,122,998
	4,036,732	6,249,651
10.1.1 The Company retains workers' profit participation fund for its business operations till the date of allocation to workers. Interest is paid at prescribed rate under the Companies Profit (Workers' Participation) Act, 1968 on funds utilized by the Company till the date of allocation to workers.		
	2008 Rupees	2007 Rupees
11. ACCRUED MARK-UP		
Long term financing	69,531,776	47,475,010
Long term murabaha	-	5,720,514
Short term borrowings	50,290,663	50,571,804
	119,822,439	103,767,328
12. SHORT TERM BORROWINGS		
From banking companies-secured		
Short term running finances (Notes 12.1 and 12.2)	627,434,495	612,349,121
Export finances-Preshipment / SBP refinance (Notes 12.1 and 12.3)	1,583,281,643	1,331,243,380
Other short term finances (Notes 12.1 and 12.4)	980,000,000	680,000,000
	3,190,716,138	2,623,592,501

12.1 These finances are obtained from banking companies under mark-up arrangements and are secured by hypothecation of all present and future current assets of the Company and lien on export bills.

12.2 The rates of mark-up range from Rupee 0.043 to Rupee 0.394 (2007: Rupee 0.165 to Rupee 0.359) per Rupees 1,000 per diem or part thereof on the balance outstanding.

12.3 The rates of mark-up range from Rupee 0.084 to Rupee 0.367 (2007: Rupee 0.156 to Rupee 0.273) per Rupees 1,000 per diem or part thereof on the balance outstanding.

12.4 The rates of mark-up range from Rupee 0.262 to Rupee 0.365 (2007: Rupee 0.263 to Rupee 0.274) per Rupees 1,000 per diem or part thereof on the balance outstanding.

	2008 Rupees	2007 Rupees
13. CURRENT PORTION OF NON-CURRENT LIABILITIES		
Long term financing (Note 7)	1,957,737,473	1,028,573,810
Long term murabaha (Note 8)	-	6,250,000
	1,957,737,473	1,034,823,810

14. CONTINGENCIES AND COMMITMENTS

Contingencies

14.1 Guarantees of Rupees 168.115 million (2007: Rupees 168.115 million) have been issued by the banks of the Company to Sui Northern Gas Pipelines Limited against gas connections and Shell Pakistan Limited against purchase of furnace oil.

14.2 The Company has given following guarantees on behalf of Nishat Chunian Power Limited - subsidiary company:

- Performance guarantee of USD 1 million (2007:USD 1 million) in favour of Private Power and Infrastructure Board (Government of Pakistan) to secure performance of Nishat Chunian Power Limited under Implementation Agreement and Power Purchase Agreement.
- Guarantee of Rupees Nil (2007: Rupees 244.000 million) have been issued by the bank of the Company to Wartsila Pakistan (Private) Limited on behalf of Nishat Chunian Power Limited.

14.3 The Collectorate of Customs (Export) has issued show cause notices with the intention to reject the duty draw back claims aggregating to Rupees 9.482 million (2007: 9.482 million) on blended grey fabrics exported under Duty and Tax Remission Rules for Export (DTRE) scheme. The department is of the view that the Company has not submitted Appendix-1 as per rule 297-A of the above referred scheme. The Company considers that since it has taken benefit of remission of sales tax only, it is entitled to full duty draw back and has filed appeal before Appellate Tribunal (custom, excise and sales tax) Karachi bench which is still pending. The Company had also applied to Federal Board of Revenue (FBR) to constitute Alternate Dispute Resolution Committee (ADRC) in terms of section 195C of the Custom Act, 1969 to settle the dispute. ADRC vide its order dated 16 April 2008 has recommended the case in favour of the Company and forwarded the case to FBR.

14.4 Orders were issued by the Taxation Officer under Section 221 of the Income Tax Ordinance, 2001 for assessment years 1998-99 to 2001-02 under which the assessing officer has levied tax under Section 80D on local sales of the Company irrespective of the tax paid under Section 80CC and thus creating a demand of Rupees 1.470 million, Rupees 1.436 million, Rupees 2.250 million and Rupees 2.713 million respectively for said years. An appeal against said order had been filed before the CIT (Appeals) who decided the case in favour of the Company. The department has filed appeal before Income Tax Appellate Tribunal (ITAT) which is still pending. No provision has been made there against in these financial statements as management is confident for favourable outcome.

14.5 While framing assessment orders of Umer Fabrics Limited (merged entity) for the assessment years 1998-99, 2000-01, 2001-02 and 2002-03 the Income Tax Officer disallowed certain expenses on pro-rata basis. The Company being aggrieved has filed appeals with the CIT (Appeals) which have been decided in Company's favour against which the department has preferred an appeal to Income Tax Appellate Tribunal (ITAT). ITAT has now decided the case in favour of the Company. The department has filed an appeal before Honourable Lahore High Court. No provision against these disallowances has been made in the books of account as the management is confident that the matter would be settled in the Company's favour.

If the decision of ITAT is not upheld, the provision for taxation amounting to Rupees 17.157 million (2007: Rupees 17.157) would be required.

- 14.6 The Company has preferred appeal against the Government of Punjab in the Lahore High Court, Lahore for imposition of Electricity Duty on internal generation. The Company has fully provided and paid its liability in respect of generation for the current year.
- 14.7 The Deputy Collector (Refund – Gold) by order dated 16 May 2007 rejected the input tax claim of the Company, for the month of June 2005, amounting to Rupees 1.604 million incurred in zero rated local supplies of textile and articles thereof on the grounds that the input tax claim is in contravention of SRO 992(I)/2005 which states that no registered person engaged in the export of specified goods (including textile and articles thereof) shall, either through zero-rating or otherwise, be entitled to deduct or reclaim input tax paid in respect of stocks of such goods acquired up to 05 June, 2005, if not used for the purpose of exports made up to the 31 December 2005. Consequently, the Company has filed an appeal before the Collector of Sales Tax. Pending the outcome of appeal no provision for inadmissible input tax has been recognized in the financial statements, since the Company has strong grounds against the order of taxation authority.
- 14.8 Post dated cheques have been issued to custom authorities in respect of duties amounting to Rupees 23.793 million (2007: Rupees 32.535 million) on imported material availed on the basis of consumption and export plans. In the event the documents of exports are not provided on due dates, cheque issued as security shall be encashable.

Commitments

- i) Contracts for capital expenditure are amounting to Rupees 171.090 million (2007: Rupees 133.068 million).
- ii) Letters of credit other than for capital expenditure are amounting to Rupees 151.583 million (2007: Rupees 55.913 million).
- iii) Quanto (interest rate) swap of Rupees 500.000 million (outstanding notional amount) (2007: Nil) as on 30 June 2008.
- iv) Outstanding forward contracts of Rupees 439.705 million (2007: 864.656 million).

	2008 Rupees	2007 Rupees
15. FIXED ASSETS		
Property, plant and equipment		
Operating assets (Note 15.1)	6,067,386,394	6,389,949,755
Capital work in progress (Note 15.2)	190,864,761	153,148,062
	6,258,251,155	6,543,097,817
Intangible asset in progress	1,319,000	1,129,000
	6,259,570,155	6,544,226,817

15.1 Reconciliation of carrying amounts at the beginning and at end of the year is as follows:

	Freehold land	Building on freehold land	Plant and machinery	Electric installations	Factory equipment	Furniture, fixture and equipment	Office equipment	Motor vehicles	Total
At 01 July 2006									
Cost	188,776,332	1,279,857,987	7,058,033,663	155,245,584	56,139,064	33,247,465	116,328,144	100,522,951	8,988,151,190
Accumulated depreciation	-	(400,652,936)	(1,749,225,442)	(61,566,664)	(30,589,515)	(10,967,069)	(15,940,090)	(38,943,197)	(2,307,884,913)
Net book value	188,776,332	879,205,051	5,308,808,221	93,678,920	25,549,549	22,280,396	100,388,054	61,579,754	6,680,266,277
Year ended 30 June 2007									
Opening net book value	188,776,332	879,205,051	5,308,808,221	93,678,920	25,549,549	22,280,396	100,388,054	61,579,754	6,680,266,277
Additions	-	149,250,488	201,904,845	2,281,522	2,051,654	4,305,289	6,986,672	21,254,676	388,035,146
Disposals:									
Cost	-	-	(65,350,326)	-	-	-	(22,673)	(11,589,431)	(76,962,430)
Accumulated Depreciation	-	-	53,152,897	-	-	-	1,971	6,846,209	60,001,077
Depreciation charge	-	(99,667,703)	(12,197,429)	(9,407,661)	(2,689,934)	(2,468,899)	(20,702)	(4,743,222)	(16,961,353)
Closing net book value	188,776,332	928,787,836	4,974,519,892	86,552,781	24,911,269	24,116,786	96,972,205	65,312,654	6,389,949,755
At 01 July 2007									
Cost	188,776,332	1,429,108,475	7,194,588,182	157,527,106	58,190,718	37,552,754	123,292,143	110,188,196	9,299,223,906
Accumulated depreciation	-	(500,320,639)	(2,220,068,290)	(70,974,325)	(33,279,449)	(13,435,968)	(26,319,938)	(44,875,542)	(2,909,274,151)
Net book value	188,776,332	928,787,836	4,974,519,892	86,552,781	24,911,269	24,116,786	96,972,205	65,312,654	6,389,949,755
Year ended 30 June 2008									
Opening net book value	188,776,332	928,787,836	4,974,519,892	86,552,781	24,911,269	24,116,786	96,972,205	65,312,654	6,389,949,755
Additions	-	95,068,296	192,238,853	1,350,102	5,000,667	2,802,852	3,182,627	9,444,134	309,087,531
Disposals:									
Cost	-	-	-	-	-	(834,619)	(31,979)	(11,987,470)	(12,854,068)
Accumulated Depreciation	-	-	-	-	-	323,405	8,019	7,202,108	7,533,532
Depreciation charge	-	(94,959,374)	(494,504,295)	(8,773,480)	(2,900,786)	(511,214)	(23,960)	(4,785,362)	(5,320,536)
Closing net book value	188,776,332	928,896,758	4,672,254,450	79,129,403	27,011,150	23,759,140	90,221,715	57,337,446	6,067,386,394
At 30 June 2008									
Cost	188,776,332	1,524,176,771	7,386,827,035	158,877,208	63,191,385	39,520,987	126,442,791	107,644,860	9,595,457,369
Accumulated depreciation	-	(595,280,013)	(2,714,572,585)	(79,747,805)	(36,180,235)	(15,761,847)	(36,221,076)	(50,307,414)	(3,528,070,975)
Net book value	188,776,332	928,896,758	4,672,254,450	79,129,403	27,011,150	23,759,140	90,221,715	57,337,446	6,067,386,394
Annual rate of depreciation (%)	-	10	10	10	10	10	10	20	

15.1.1 Detail of operating assets, exceeding book value of Rupees 50,000, disposed of during the year is as follows:

Description	Cost	Accumulated depreciation	Net Book Value	Sale Proceeds	Mode of Disposal	Particulars of Purchaser
..... Rupees						
Motor vehicles						
Toyota Corolla LRN-6188	1,103,480	705,245	398,235	700,000	Negotiation	Azhar Shafiq, Islampura, Lahore
Honda Civic LRK-8292	1,160,543	747,830	412,713	677,000	Negotiation	Saqib Waseem Jafar, PGS Sector A-II, Lahore
Suzuki Cultus LRH-8740	596,200	387,320	208,880	370,000	Negotiation	Muhammad Mohsin Mumtaz, Samanabad, Lahore
Toyota Corolla LZG-8502	1,219,980	596,814	623,166	750,000	Negotiation	Sadaqat Ali, Wahdat Road, Lahore
Mitsubishi Van LZJ-5823	1,264,260	618,476	645,784	460,000	Negotiation	Nadeem Shoukat, Bedian Road, Lahore
Suzuki Cultus LZS-3458	565,788	276,783	289,005	435,000	Negotiation	Muhammad Safdar, Railway Washing Line, Lahore
Suzuki Cultus LRY-3939	620,990	309,088	311,902	440,000	Negotiation	Qurban Ali, Iqbal Town, Lahore
Suzuki Bolan LRS-8744	373,520	221,811	151,709	310,000	Negotiation	Zahid Ali, Johar Town, Lahore
Honda Civic LRK-6702	1,010,310	682,964	327,346	670,000	Negotiation	Naseer Ahmad Malik, Shadman, Lahore
Dong Fong Truck LRT-6627	709,847	431,076	278,771	240,000	Negotiation	Adnan Nasir, Gulberg II, Lahore
Honda Civic LR-9310	1,266,135	942,714	323,421	660,000	Negotiation	Mrs Tabassum Moazzam, New Garden Town, Lahore
Mitsubishi Van LRT-5975	1,311,200	813,888	497,312	440,000	Negotiation	Muhammad Iqbal, Lahore Cantt, Lahore
Employees						
Hyundai Santro LZL-1425	579,000	307,951	271,049	579,000	As per policy	Umer Saeed

	2008 Rupees	2007 Rupees
15.1.2 The depreciation charge for the year has been allocated as follows:		
Cost of sales (Note 26)	613,894,012	648,706,219
Administrative expenses (Note 28)	12,436,344	12,684,096
	626,330,356	661,390,315
15.2 Capital work-in-progress		
Plant and machinery	147,861,191	77,455,265
Civil works on freehold land	42,187,474	60,422,297
Advance for purchase of assets	-	15,270,500
Mobilization advance	816,096	-
	190,864,761	153,148,062
16. INVESTMENT IN SUBSIDIARY - AT COST		
Nishat Chunian Power Limited - unquoted (Note 16.1) 21,173,280 (2007: Nil) fully paid ordinary shares of Rupees 10 each. Equity held 80% (2007: Nil)	211,732,800	-
<p>16.1 The Company has to maintain at least 51% holding in the share capital of Nishat Chunian Power Limited (NCPL) during the period of first six years from the date of commercial operations of NCPL. Moreover, the Company has pledged its 13,497,966 shares to lenders of NCPL for the purpose of securing finance. NCPL will be engaged in production and despatch of electricity to WAPDA/NIDC. The expected commercial operation date is 31 March 2010. The Company has issued irrevocable standby letters of credit of Rupees 1,437.599 million for equity injection and Rupees 147.120 million for positive cost overrun, in accordance with Project Funds Agreement, in favour of security trustee of syndicated lenders of Nishat Chunian Power Limited.</p>		
	2008 Rupees	2007 Rupees
17. LONG TERM LOANS		
Considered good:		
Executives (Note 17.1)	6,292,655	5,378,999
Other employees	2,867,397	2,983,268
	9,160,052	8,362,267
Less: Current portion shown under current assets (Note 21)		
Executives	730,608	893,490
Other employees	299,772	535,548
	1,030,380	1,429,038
	8,129,672	6,933,229
17.1 Reconciliation of carrying amount of loans to executives:		
Opening balance	5,378,999	2,463,127
Disbursements	2,162,140	4,200,000
Less: Repayments	1,248,484	1,284,128
Closing balance	6,292,655	5,378,999

- 17.1 Maximum aggregate balance due from executives at the end of any month during the year is Rupees 6.699 million (2007: Rupees 5.379 million).
- 17.2 These represent car and house construction loans to executives and employees, payable in 48 and 15 monthly installments respectively. These carry interest at the rate upto 10.5% per annum (2007: 9% per annum). Car loans are secured against registration of cars in the name of the Company, whereas house construction loans are unsecured.
- 17.3 The fair value adjustment in accordance with the requirements of IAS-39 arising in respect of staff loans is not considered material and hence not recognized.

	2008 Rupees	2007 Rupees
18. STORES, SPARE PARTS AND LOOSE TOOLS		
Stores	204,824,436	140,391,000
Spare parts	95,721,213	87,773,691
Loose tools	6,551,005	5,109,626
	307,096,654	233,274,317
19. STOCK IN TRADE		
Raw materials	1,799,479,746	1,003,422,670
Work in process	195,443,205	268,870,213
Finished goods - own produced	421,026,976	513,446,035
Finished goods - trading stock	6,412,705	1,670,072
Waste	25,100,317	12,493,371
	2,447,462,949	1,799,902,361
20. TRADE DEBTS		
Considered good:		
Secured (against letters of credit)	834,181,356	348,970,004
Unsecured	477,156,798	493,142,881
	1,311,338,154	842,112,885
21. LOANS AND ADVANCES		
Considered good:		
Employees:		
-Executives	423,828	356,121
-Other employees	8,495,190	6,900,622
	8,919,018	7,256,743
Current portion of long term loans (Note 17)	1,030,380	1,429,038
Suppliers (Note 21.1)	66,374,161	49,698,031
Contractors	6,670,052	5,949,412
Letters of credit	30,818,173	80,278,060
	113,811,784	144,611,284

- 21.1 Advances to suppliers include Rupees 5.652 million (2007: Rupees 8.74 million) and Rupees 0.565 million (2007: Rupees 0.86 million) due from Nishat Mills Limited - associated undertaking and D.G. Khan Cement Company Limited - associated undertaking respectively.

	2008 Rupees	2007 Rupees
22. SHORT TERM DEPOSITS AND PREPAYMENTS		
Short term deposits	20,000	-
Prepayments	916,821	1,949,498
	936,821	1,949,498
23. OTHER RECEIVABLES		
Sales tax recoverable	65,556,136	44,636,899
Advance income tax - net	17,787,772	4,929,144
Due from Nishat Chunian Power Limited (Note 23.1)	-	13,529,535
Export rebate	9,497,532	14,626,399
Research and development support receivable	31,539,760	25,020,543
Fair value gain on forward contracts	-	11,958,500
Fair value of interest rate swap	13,257,192	-
Insurance claim receivable from Adamjee Insurance Company Limited (associated undertaking)	411,490	1,458,579
Subsidy receivable against financing of import of spinning machinery	11,125,650	-
Others	9,719,960	3,127,106
	158,895,492	119,286,705

23.1 This represents expenses made by the Company on behalf of Nishat Chunian Power Limited - subsidiary company.

	2008 Rupees	2007 Rupees
24. CASH AND BANK BALANCES		
With Banks:		
On PLS saving accounts (Note 24.1)	1,421,991	6,338,772
Including US\$ 20,795 (2007: US\$ 104,768)		
On current accounts (Note 24.2)	15,207,293	53,007,741
Including US\$ 28,618 (2007: US\$ 89,651)	16,629,284	59,346,513
Cash in hand	1,616,570	1,323,943
	18,245,854	60,670,456

24.1 Rate of profit on bank deposits ranges from 0.50% to 5% (2007: 0.20% to 1%) per annum.

24.2 Included in cash at bank are Rupees 10.360 million (2007: Rupees 49.74 million) deposited with MCB Bank Limited - associated undertaking.

	2008 Rupees	2007 Rupees
25. SALES		
Export	5,865,020,185	6,258,401,821
Local (Note 25.1)	3,250,731,973	1,400,878,765
Export rebate	22,545,894	18,258,050
	9,138,298,052	7,677,538,636

	2008 Rupees	2007 Rupees
25.1 Local sales		
Sales	3,108,019,590	1,174,089,459
Processing Income	142,712,383	225,845,506
Doubling income	-	943,800
	3,250,731,973	1,400,878,765
26. COST OF SALES		
Raw material consumed (Note 26.1)	5,216,394,420	4,338,827,416
Packing materials consumed	324,428,293	213,763,613
Stores, spare parts and loose tools	525,403,798	494,122,784
Salaries, wages and other benefits (Note 26.2)	565,619,267	547,392,582
Fuel and power	568,870,641	546,151,976
Insurance	21,634,338	19,798,673
Postage and telephone	654,447	763,309
Traveling and conveyance	11,770,947	11,241,451
Vehicles' running and maintenance	9,121,798	9,432,605
Entertainment	1,088,958	1,054,437
Depreciation (Note 15.1.2)	613,894,012	648,706,219
Repair and maintenance	11,368,868	8,837,510
Other factory overheads	54,690,077	37,656,175
	7,924,939,864	6,877,748,750
Work-in-process		
Opening stock	268,870,213	179,358,235
Closing stock	(195,443,205)	(268,870,213)
	73,427,008	(89,511,978)
Cost of goods manufactured	7,998,366,872	6,788,236,772
Finished goods and waste-opening stocks		
Finished goods	513,446,035	342,593,878
Waste	12,493,371	18,305,043
	525,939,406	360,898,921
	8,524,306,278	7,149,135,693
Finished goods and waste-closing stocks		
Finished goods	(421,026,976)	(513,446,035)
Waste	(25,100,317)	(12,493,371)
	(446,127,293)	(525,939,406)
Cost of sales - own manufactured goods	8,078,178,985	6,623,196,287
Opening stock of purchased finished goods	1,670,072	4,625,201
Finished goods purchased	23,981,957	94,178,315
Closing stock of purchased finished goods	(6,412,705)	(1,670,072)
Cost of sales-purchased finished goods	19,239,324	97,133,444
	8,097,418,309	6,720,329,731

	2008 Rupees	2007 Rupees
26.1 Raw material consumed		
Opening stock	1,003,422,670	1,027,945,029
Add: Purchased during the year	6,012,451,496	4,314,305,057
	7,015,874,166	5,342,250,086
Less: Closing stock	1,799,479,746	1,003,422,670
	5,216,394,420	4,338,827,416
26.2 Salaries, wages and other benefits include Rupees 6.136 million (2007: Rupees 7.754 million) and Rupees 15.869 million (2007: Rupees 14.031 million) in respect of staff compensated absences and provident fund contribution by the Company respectively.		
	2008 Rupees	2007 Rupees
27. DISTRIBUTION COST		
Salaries and other benefits (Note 27.1)	21,783,711	18,851,431
Ocean freight	59,460,621	49,044,665
Freight and octroi	24,035,965	18,525,296
Forwarding and other expenses	11,966,725	12,748,213
Export marketing expenses	22,931,063	33,697,508
Commission to selling agents	84,754,063	45,944,435
	224,932,148	178,811,548
27.1 Salaries and other benefits include Rupees 0.547 million (2007: Rupees 0.991 million) and Rupees 1.024 million (2007: Rupees 0.933 million) in respect of staff compensated absences and provident fund contribution by the Company respectively.		
	2008 Rupees	2007 Rupees
28. ADMINISTRATIVE EXPENSES		
Salaries and other benefits (Note 28.1)	30,423,298	34,867,593
Printing and stationery	1,729,417	1,802,583
Vehicles' running and maintenance	2,764,807	4,774,770
Traveling and conveyance	6,744,281	2,904,165
Postage, telephone and telegraph	4,644,680	3,998,896
Fee and subscription	740,491	470,737
Legal and professional	4,870,057	4,081,600
Electricity and sui gas	2,925,322	3,423,259
Insurance	2,736,470	2,398,442
Repair and maintenance	880,196	1,214,790
Research and development (Note 28.2)	6,167,297	5,068,151
Entertainment	1,323,599	1,497,478
Auditors' remuneration (Note 28.3)	814,000	732,500
Advertisement	404,747	459,989
Depreciation (Note 15.1.2)	12,436,344	12,684,096
Miscellaneous	4,370,585	3,119,488
	83,975,591	83,498,537

28.1 Salaries and other benefits include Rupees 1.946 million (2007: Rupees 0.756 million) and Rupees 1.503 million (2007: Rupees 1.380 million) in respect of staff compensated absences and provident fund contribution by the Company respectively.

	2008 Rupees	2007 Rupees
28.2 Research and development		
Support on account of research and development (Note 28.2.1)	112,314,980	85,603,947
Less: Utilization		
Product development	71,727,208	45,012,652
Professional consultancy	24,350,898	19,456,172
Market research	19,227,974	24,775,815
Participation in exhibitions	3,176,197	1,427,459
	118,482,277	90,672,098
	6,167,297	5,068,151

28.2.1 The research and development support has been given by Ministry of Commerce, Government of Pakistan vide SRO 803(1)/2006 dated 04 August 2006 in order to encourage and regulate the research and development in textile sector.

	2008 Rupees	2007 Rupees
28.3 Auditors' remuneration		
Audit fee	544,500	495,000
Half yearly review	130,000	130,000
Certification fees etc.	50,000	25,000
Reimbursable expenses	89,500	82,500
	814,000	732,500

29. OTHER OPERATING EXPENSES

Workers' profit participation fund (Note 10.1)	4,036,732	6,249,651
Workers' welfare fund (Note 29.1)	-	6,075,719
Donations (Note 29.2)	2,452,527	11,945,000
	6,489,259	24,270,370

29.1 The Company has taxable losses under Income Tax Ordinance, 2001. Therefore, no provision for workers welfare fund is required as per section 4 of Workers Welfare Fund Ordinance, 1971.

29.2 Name of donee in which a director or his spouse has an interest:

Mian Muhammad Yahya Trust, 31-Q, Gulberg II, Lahore Mr. Muhammad Saleem, Chairman and Mr. Shahzad Saleem, Chief Executive are trustees.	1,892,527	11,400,000
---	-----------	------------

	2008 Rupees	2007 Rupees
30. OTHER OPERATING INCOME		
Income from financial assets		
Liabilities no more payable written back	-	2,271,000
Return on bank deposits	29,746	13,266
Fair value gain on forward contracts	-	11,958,500
Exchange gain - net	35,118,651	56,871,349
Income from non financial assets		
Profit on sale of property, plant and equipment	1,829,030	710,472
Sale of scrap	19,280,351	16,314,341
Interest on receivable from Nishat Chunian Power Limited - subsidiary company	-	238,246
Others	260,742	297,009
	56,518,520	88,674,183

31. FINANCE COST		
Mark-up on:		
- long term financing - net (Note 31.1)	372,050,676	309,243,450
- long term murabaha	10,790,485	41,200,394
- short term running finances	65,648,195	66,043,402
- export finances - Preshipment / SBP refinances	108,830,944	82,867,595
- short term finances	79,028,355	95,081,566
Interest on workers' profit participation fund (Note 10.1)	518,165	1,510,766
Loss on interest rate swap	6,501,075	-
Exchange loss on foreign currency forward contracts	27,657,140	-
Bank and other charges	34,796,485	52,198,573
	705,821,520	648,145,746

31.1 This includes subsidy @ 3% amounting to Rupees 23.837 million (2007: Nil) received / receivable from Government of Pakistan on mark up rates for financing of import of spinning machinery vide SRO No.973(I)/2007 dated 06 September 2007.

	2008 Rupees	2007 Rupees
32. PROVISION FOR TAXATION		
Current (Note 32.1)	58,000,000	101,000,000

32.1 The Company is under the ambit of final tax upto the extent of export sales under section 169 of the Income Tax Ordinance, 2001. Provision for income tax is made accordingly. No provision for income tax was considered necessary for income which is not subject to final tax under section 169 of the Income Tax Ordinance, 2001, as the Company has carry forwardable estimated tax losses of Rupees 396.581 million.

	2008 %	2007 %
32.2 Tax charge reconciliation		
Numerical reconciliation between the average effective tax rate and the applicable tax rate.		
Applicable tax rate	35.00	35.00
Tax effect under presumptive tax regime	41.14	55.86
Average effective tax rate charged to profit and loss account	76.14	90.86

33. REMUNERATION OF CHIEF EXECUTIVE, DIRECTORS AND EXECUTIVES

The aggregate amount charged in the financial statements for the year for remuneration including certain benefits to the Chief Executive, Directors and Executives of the company is as follows:

	Chief Executive		Directors		Executives	
	2008 Rupees	2007 Rupees	2008 Rupees	2007 Rupees	2008 Rupees	2007 Rupees
Managerial remuneration	1,666,680	2,000,000	2,200,116	3,600,000	24,007,234	18,116,511
Contribution to provident fund	-	-	-	-	1,833,202	1,469,453
House rent	666,650	800,000	879,876	1,440,000	9,602,718	7,246,605
Utilities	435,850	467,391	383,248	739,007	2,400,439	1,811,651
Others	530,300	636,364	749,076	1,163,031	3,173,295	1,651,264
	3,299,480	3,903,755	4,212,316	6,942,038	41,016,888	30,295,484
Number of persons	1	1	1	2	23	19

33.1 The company also provides to Chief Executive, Directors and certain Executives with free use of company maintained cars and residential telephones.

34. TRANSACTIONS WITH RELATED PARTIES

The related parties comprise subsidiary company, associated undertakings, other related companies and key management personnel. The Company in the normal course of business carried out transactions with various related parties. Details of transactions with related parties, other than those which have been specifically disclosed elsewhere in these financial statements are as follows:

	2008 Rupees	2007 Rupees
Subsidiary Company		
Interest received	238,246	-
Associated Undertakings		
Purchase of goods	8,586,756	5,787,969
Insurance premium paid	31,228,625	24,188,188
Insurance claims received	26,945,122	18,515,718
Dividend Paid	15,349,994	15,349,994
Other Related Parties		
Purchase of goods	82,964,290	5,294,919
Sales of goods and services	128,015,048	31,753,214
Sale of property, plant and equipment	-	190,000
Post Employment Benefit Plan		
Expense charged in respect of retirement benefit plans	18,396,902	16,343,312

35. FINANCIAL INSTRUMENTS

	INTEREST / MARK-UP BEARING			NON-INTEREST / MARK-UP BEARING			TOTAL	
	Maturity upto One year	Maturity after One year	Sub Total	Maturity upto One year	Maturity after One year	Sub Total	2008	2007
..... Rupees								
Financial assets								
Long term loans	427,490	4,546,744	4,974,234	602,890	3,582,928	4,185,818	9,160,052	8,362,267
Long term deposits	-	-	-	-	895,942	895,942	895,942	895,942
Trade debts	-	-	-	1,311,338,154	-	1,311,338,154	1,311,338,154	842,112,885
Loans and advances	-	-	-	8,919,018	-	8,919,018	8,919,018	7,256,743
Short term deposits	-	-	-	20,000	-	20,000	20,000	-
Other receivables	-	-	-	13,668,682	-	13,668,682	13,668,682	26,946,614
Cash and bank balances	1,421,991	-	1,421,991	16,823,863	-	16,823,863	18,245,854	60,670,456
	1,849,481	4,546,744	6,396,225	1,351,372,607	4,478,870	1,355,851,477	1,362,247,702	946,244,907
Off balance sheet	-	-	-	-	-	-	-	-
Total	1,849,481	4,546,744	6,396,225	1,351,372,607	4,478,870	1,355,851,477	1,362,247,702	946,244,907
Financial liabilities								
Long term financing	1,957,737,473	2,586,389,516	4,544,126,989	-	-	-	4,544,126,989	3,537,700,799
Long term murabaha	-	-	-	-	-	-	-	481,250,000
Short term borrowings	3,190,716,138	-	3,190,716,138	-	-	-	3,190,716,138	2,623,592,501
Trade and other payables	-	-	-	329,844,357	-	329,844,357	329,844,357	286,077,614
Accrued mark-up	-	-	-	119,822,439	-	119,822,439	119,822,439	103,767,328
	5,148,453,611	2,586,389,516	7,734,843,127	449,666,796	-	449,666,796	8,184,509,923	7,032,388,242
Off balance sheet								
Contracts for capital expenditure	-	-	-	171,090,098	-	171,090,098	171,090,098	133,067,888
Letters of credit other than for capital expenditure	-	-	-	151,583,882	-	151,583,882	151,583,882	55,913,216
Quanto interest rate swap	-	-	-	500,000,000	-	500,000,000	500,000,000	-
Forward contracts	-	-	-	439,705,000	-	439,705,000	439,705,000	864,656,000
	-	-	-	1,262,378,980	-	1,262,378,980	1,262,378,980	1,053,637,104
Total	5,148,453,611	2,586,389,516	7,734,843,127	1,712,045,776	-	1,712,045,776	9,446,888,903	8,086,025,346
On balance sheet sensitivity gap	(5,146,604,130)	(2,581,842,772)	(7,728,446,902)	901,705,811	4,478,870	906,184,681	(6,822,262,221)	(6,086,143,335)
Off balance sheet sensitivity gap	-	-	-	(1,262,378,980)	-	(1,262,378,980)	(1,262,378,980)	(1,053,637,104)

35.1 Effective interest / mark-up rates

The Company's exposure to interest / mark-up effective rates on its financial assets and financial liabilities are summarised as follows:

Financial assets
Long term loans
Profit on bank deposits

Financial liabilities
Long term financing
Long term murabaha
Short term borrowings

2008
Percentage

Upto 10.5
0.5 to 5

6 to 15.44
10.84 to 15.4
1.58 to 14.38

2007
Percentage

Upto 9
0.2 to 1

6 to 12.14
9.88 to 11.60
5.21 to 13.42

35.2 Financial Risk Management Objectives

The Company's activities expose it to a variety of financial risks including the effects of changes in foreign exchange rates, market interest rates such as State Bank of Pakistan's discount rate and short term federal bond rates, credit risks associated with various financial assets as referred to in Note 35 and cash flow risk associated with accrued interests in respect of secured long term financing and long term murabaha as referred to in Note 7 and Note 8 respectively.

The Company finances its operations through equity, borrowings and management of working capital with a view to maintaining a reasonable mix between the various sources of finance to minimize risk.

Taken as a whole, risk arising from the Company's financial instruments is limited as there is no significant exposure to market risk in respect of such instruments.

35.2.1 Concentration of credit risk

Credit risk represents the accounting loss that would be recognized at the reporting date if counter parties failed completely to perform as contracted. The Company's credit risk is primarily attributable to its trade receivables and its balances at bank. The credit risk on liquid funds is limited because the counter parties are banks with reasonably high credit ratings. The Company has no significant concentration of credit risk as exposure is spread over a large number of counter parties in the case of trade debts.

Out of the total financial assets of Rupees 1,362.248 million (2007: Rupees. 946.245 million) financial assets which are subject to credit risk amounting to Rupees 526.450 million (2007: Rupees 595.951 million). To manage exposure to credit risk, the Company also applies credit limits to its customers.

35.2.2 Foreign exchange risk management

Currency risk arises mainly where receivables and payables exist due to transactions with foreign buyers and suppliers. The Company operates internationally and is exposed to foreign exchange risks arising from various currency exposures primarily with respect to U.S.Dollars which is mitigated through discounting of invoices and use of foreign currency forward contracts.

35.2.3 Interest rate risk

The Company usually borrows funds at fixed and market based rates and as such the risk is minimized. Significant interest rate and cash flow risk exposures are primarily managed by contracting floor and cap of interest rates and by use of certain derivative instruments.

35.2.4 Liquidity risk

Liquidity risk reflects an enterprise's inability in raising funds to meet commitments. The Company follows an effective cash management and planning policy to ensure availability of funds and to take appropriate measures for new requirements.

35.3 Fair value of financial instruments

The carrying value of all financial instruments reflected in the financial statements approximate their fair values except for loans to employees which are valued at their original cost less re-payments.

35.4 Capital risk management

The Company's objectives when managing capital are to safeguard the Company's ability to continue as a going concern in order to provide returns for shareholders and benefits for other stakeholders and to maintain an optimal capital structure to reduce the cost of capital. In order to maintain or adjust the capital structure, the Company may adjust the amount of dividend paid to shareholders, issue new shares or sell assets to reduce debt. Consistent with others in the industry and the requirement of the lenders, the Company monitors the capital structure on the basis of gearing ratio. This ratio is calculated as borrowings divided by total capital employed. Borrowings represent long term financing and short term borrowings obtained by the Company as referred to in Note 7 and 12 respectively. Total capital employed includes 'total equity' as shown in the balance sheet plus 'borrowings'. The Company's Strategy, which was unchanged from last year, was to maintain a gearing ratio of 75% debt and 25% equity.

	2008	2007
36. PLANT CAPACITY AND ACTUAL PRODUCTION		
Spinning		
Number of spindles installed	144,803	142,196
Number of spindles worked	137,170	137,112
Number of shifts per day	3	3
Capacity after conversion into 20/1 count (Kgs.)	50,499,811	51,309,982
Actual production of yarn after conversion into 20/1 count (Kgs.)	49,753,511	50,550,000
Under utilization of available capacity was due to normal maintenance and time lost in shifting of coarser counts to finer counts and vice versa.		
Weaving		
Number of looms installed	293	293
Number of looms worked	293	293
Number of shifts per day	3	3
Capacity after conversion into 50 picks - square yards	182,694,493	182,694,493
Actual production after conversion into 50 picks - square yards	175,508,331	168,687,217
Under utilization of available capacity was due to the following reasons:		
- change of articles required		
- higher count and cover factor		
- due to a normal maintenance		
Power Plant		
Number of engines installed	10	9
Number of engines worked	10	9
Number of shifts per day	3	3
Generation capacity (KWh)	270,088,758	235,048,758
Actual generation (KWh)	180,715,176	184,959,427
Under utilization of available capacity was due to normal maintenance.		
Dyeing		
Number of thermosol dyeing machines	1	1
Number of stenters machines	2	2
Number of shifts per day	3	3
Capacity in meters	26,400,000	26,400,000
Actual processing of fabrics - meters	21,111,835	20,787,562
Stitching		
Number of stitching machines	240	240
Number of shifts per day	1	1
Capacity in meters	16,800,000	16,800,000
Actual stitching of fabrics - meters	10,406,322	9,815,858
	2008	2007
	Rupees	Rupees
37. CASH GENERATED FROM OPERATIONS		
Profit before taxation	76,179,745	111,156,887
Adjustment for non cash charges and other items:		
Depreciation	626,330,356	661,390,315
Gain on sale of property, plant and equipment	(1,829,030)	(710,472)
Finance cost	705,821,520	648,145,746
Provision for employee benefits	-	1,260,000
Working capital changes (Note 37.1)	(1,116,277,304)	(606,552,993)
	290,225,287	814,689,483

	2008 Rupees	2007 Rupees
37.1 Working capital changes		
(Increase)/decrease in current assets:		
Stores, spare parts and loose tools	(73,822,337)	(35,227,343)
Stock in trade	(647,560,588)	(227,074,975)
Trade debts	(469,225,269)	(299,235,284)
Loans and advances	30,799,500	(53,468,699)
Short term deposits and prepayments	1,012,677	(826,964)
Other receivables	(13,492,967)	(9,832,392)
	(1,172,288,984)	(625,665,657)
Increase/(decrease) in current liabilities:		
Trade and other payables	56,011,680	19,112,664
	(1,116,277,304)	(606,552,993)
38. CASH AND CASH EQUIVALENTS		
Cash and bank balances (Note 24)	18,245,854	60,670,456
Short term borrowings (Note 12)	(3,190,716,138)	(2,623,592,501)
	(3,172,470,284)	(2,562,922,045)
39. EARNINGS PER SHARE-BASIC AND DILUTED		
There is no dilutive effect on the basic earnings per share which is based on		
Profit after taxation attributable to ordinary shareholders (Rupees)	18,179,745	10,156,887
Weighted average number of shares	75,200,838	75,200,838
Earnings per share-basic (Rupees)	0.24	0.14

40. UNUTILIZED CREDIT FACILITIES

The Company has total credit facilities amounting to Rupees 8,860 million (2007: Rupees 6,763 million) out of which Rupees 5,669.284 million (2007: Rupees 4,107 million) remained unutilized at the end of the year.

41. EVENTS AFTER THE BALANCE SHEET DATE

The Board of Directors of the Company in its meeting held on 08 October 2008 has proposed 10% bonus issue (2007: Nil) and cash dividend of Rupees Nil (2007: 1.5 per share) in respect of the year ended 30 June 2008. The appropriation will be approved by the members in the forthcoming Annual General Meeting. These financial statements do not include the effect of these appropriations which will be accounted for subsequent to the year end. Bonus issue will also be entitled for right issue. The board of directors also approved right issue of 1 share for 2 shares held (2007: Nil) including bonus shares.

42. DATE OF AUTHORIZATION FOR ISSUE

These financial statements were authorized for issue on 08 October 2008 by the Board of Directors of the Company.

43. CORRESPONDING FIGURES

Corresponding figures have been rearranged / regrouped, wherever necessary, for the purpose of comparison. However, no significant rearrangement / regrouping have been made.

44. GENERAL

Figures have been rounded off to nearest of Rupee.

CHIEF EXECUTIVE

DIRECTOR

Categories of Shareholders

as at 30 June 2008

Categories of Shareholders	Number of Shareholders	Shares Held	Percentage
Individuals	6346	37,814,577	50.28
Investment Companies	13	819,629	1.09
Insurance Companies	8	3,464,540	4.61
Joint Stock Companies	95	21,043,907	27.98
Financial Institutions	26	8,775,950	11.67
Modarabas	9	29,118	0.04
Foreign Companies	6	594	0.00
Mutual Funds	6	2,002,000	2.66
Leasing Companies	1	150,400	0.20
Cooperative Societies	1	2,500	0.00
Others	17	1,097,623	1.46
	6528	75,200,838	100.00

Pattern of Shareholding

as at 30 June 2008

Number of Shareholders	Shareholding		Total Shares Held
	From	To	
2740	1	100	74894
1204	101	500	400492
920	501	1000	723458
1199	1001	5000	3096379
211	5001	10000	1597480
68	10001	15000	843819
29	15001	20000	522743
25	20001	25000	570431
15	25001	30000	417197
9	30001	35000	299792
8	35001	40000	304941
2	40001	45000	86400
7	45001	50000	335875
9	50001	55000	471661
6	55001	60000	344430
8	60001	65000	500946
1	65001	70000	69317
5	70001	75000	363754
4	75001	80000	311569
2	80001	85000	165619
1	90001	95000	91100
4	95001	100000	398900
1	105001	110000	109263
1	115001	120000	120000
1	120001	125000	125000
1	125001	130000	129000
1	135001	140000	140000
1	140001	145000	140250
2	150001	155000	302440
1	160001	165000	163000
1	165001	170000	168500
1	180001	185000	184500
1	195001	200000	197500
1	205001	210000	208000
1	210001	215000	214500
1	220001	225000	225000
1	230001	235000	233800
1	235001	240000	238500
2	245001	250000	500000
1	255001	260000	260000
1	260001	265000	263500
1	270001	275000	270500
1	355001	360000	357000
1	375001	380000	375800
1	440001	445000	441500
1	460001	465000	462000
1	515001	520000	516500
1	530001	535000	532620
1	565001	570000	565841
1	585001	590000	586375
1	595001	600000	600000
1	725001	730000	728330
1	870001	875000	870500
1	885001	890000	885720
1	960001	965000	963500
1	1050001	1055000	1050877
1	1200001	1205000	1200673
1	1245001	1250000	1250000
1	1350001	1355000	1350862
1	2435001	2440000	2438205
1	2530001	2535000	2534400
1	2630001	2635000	2632033
1	2710001	2715000	2711213
1	2740001	2745000	2744280
1	2895001	2900000	2900000
1	3035001	3040000	3039677
1	3095001	3100000	3100000
1	4065001	4070000	4065600
1	4160001	4165000	4161795
1	7065001	7070000	7068620
1	8880001	8885000	8882467
6528			75200838

INFORMATION UNDER CLAUSE XIX(i) OF THE CODE OF CORPORATE GOVERNANCE

	Shareholding as at 30 June 2008	Percentage
1. Associated Companies: M/s D.G.Khan Cement Co. Ltd.	7,068,620	9.40%
2. NIT & ICP: National Bank Of Pakistan Trustee Deptt.	5,343,731	7.11%
3. Directors, CEO and their spouse and minor children:		
Mr. Muhammad Saleem (Chairman)	3,100,000	4.12%
Mr. Shahzad Saleem (Chief Executive)	6,600,000	8.78%
Mrs. Farhat Saleem (Director)	3,630,000	4.83%
Spouse:		
Mrs. Ayesha Shahzad w/o Shahzad Saleem	74,415	0.10%
4. Executives	7,575	0.01%
5. Public Sector Companies & Corporations, Joint Stock Companies	21,043,907	27.98%
6. Banks, Development Financial Institutions, Non Banking Financial Institutions, Insurance Companies, Modarabas and Mutual Funds:		
a) Investment Companies	819,629	1.09%
b) Insurance Companies	3,464,540	4.61%
c) Financial Institutions	8,775,950	11.67%
d) Modaraba Companies	29,118	0.04%
e) Mutual Funds	2,002,000	2.66%
7. Shareholder holding ten percent or more voting interest in the Company:		
M/s. Nishat Mills Limited	10,233,329	13.61%

INFORMATION UNDER CLAUSE XIX(j) OF THE CODE OF CORPORATE GOVERNANCE

All trade in the Company's shares, carried out by its Directors, CEO, CFO, Company Secretary and their spouses and minor children during the year July 01, 2007 to June 30, 2008:

Sale	Purchase
Nil	299,970

